

CHAPTER

1

Myself







A. Write about yourself.

1. My name is
2. I am years old.
4. I study in class.





Paste your
picture here.

B. Choose the right option.

1. Colour your favourite fruits.




2. Tick your favourite colour.



3. Circle your favourite animals.



Dog



Horse



Rabbit



Parrot



Fish



Hen

CHAPTER

2

My Body

A. Tick the body part each person is using.

1.

Head Eye Ear

2.

Head Hand Legs

3.

Mouth Nose Ear

B. Colour the body parts given below.

a) Mouth

b) Leg c) Ear

d) Nose e) Arm f) Hands



CHAPTER

1, 2 & 3

Picture reading-I, I know Aa to Zz,
Writing Aa-Zz

A. Trace and write.

A

C

F

H

J

M

O

U

b

h

P

S

B. Circle the correct letter.

1.



Cc

2.



Mm

Dd

Nn

3.



Bb

4.



Tt


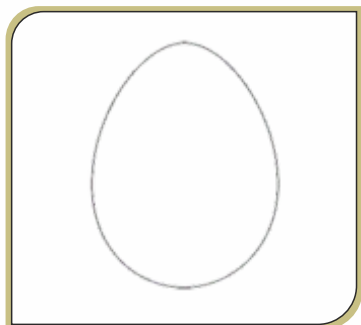
Ss

Qq



C. Colour the correct picture.

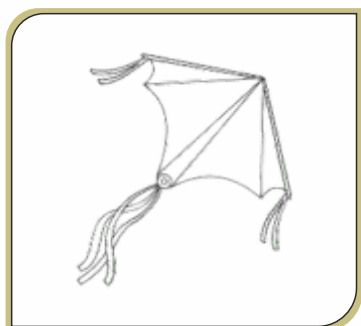
1. Ee for



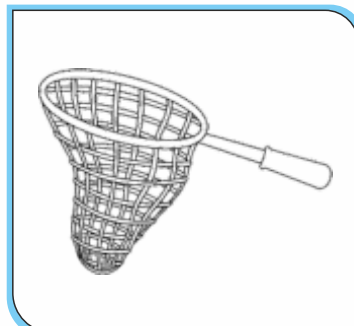
2. Hh for



3. Kk for



4. Oo for



1. Rr for



D. Match the letter with correct picture.



CHAPTER

1, 2, 3 & 4

Frizbee, Big and Small, Tall and Short, Long and Short



A. Choose the correct option.



1. Circle the small apple



2. Write 'B' for big rat and 'S' for small rat.



3. Color the short tree green.



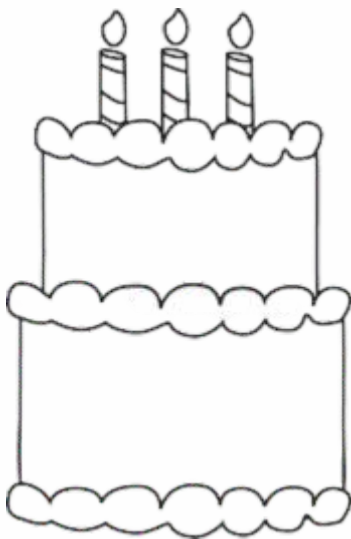
4. Circle the tall giraffe.



5. Tick the long scale and cross the short scale.



6. Colour the long cake pink and short cake red.





CHAPTER
5, 6, & 7

Heavy and Light, Thick and Thin, More and Less

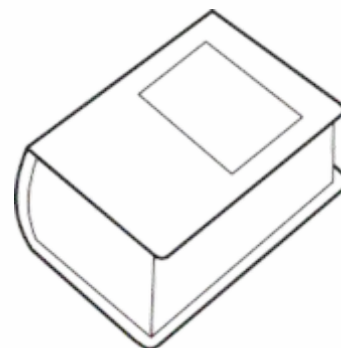
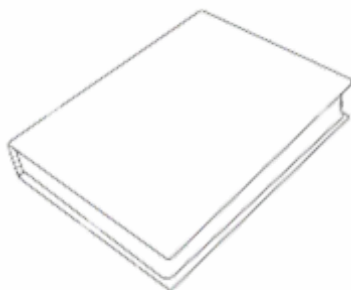


A. Choose the correct option.

1. Tick the thick object.





2. Color the heavy book.



3. Circle the thin object.





4. Circle the thick rod and tick the thin rod.



5. Colour the jug which have more water.




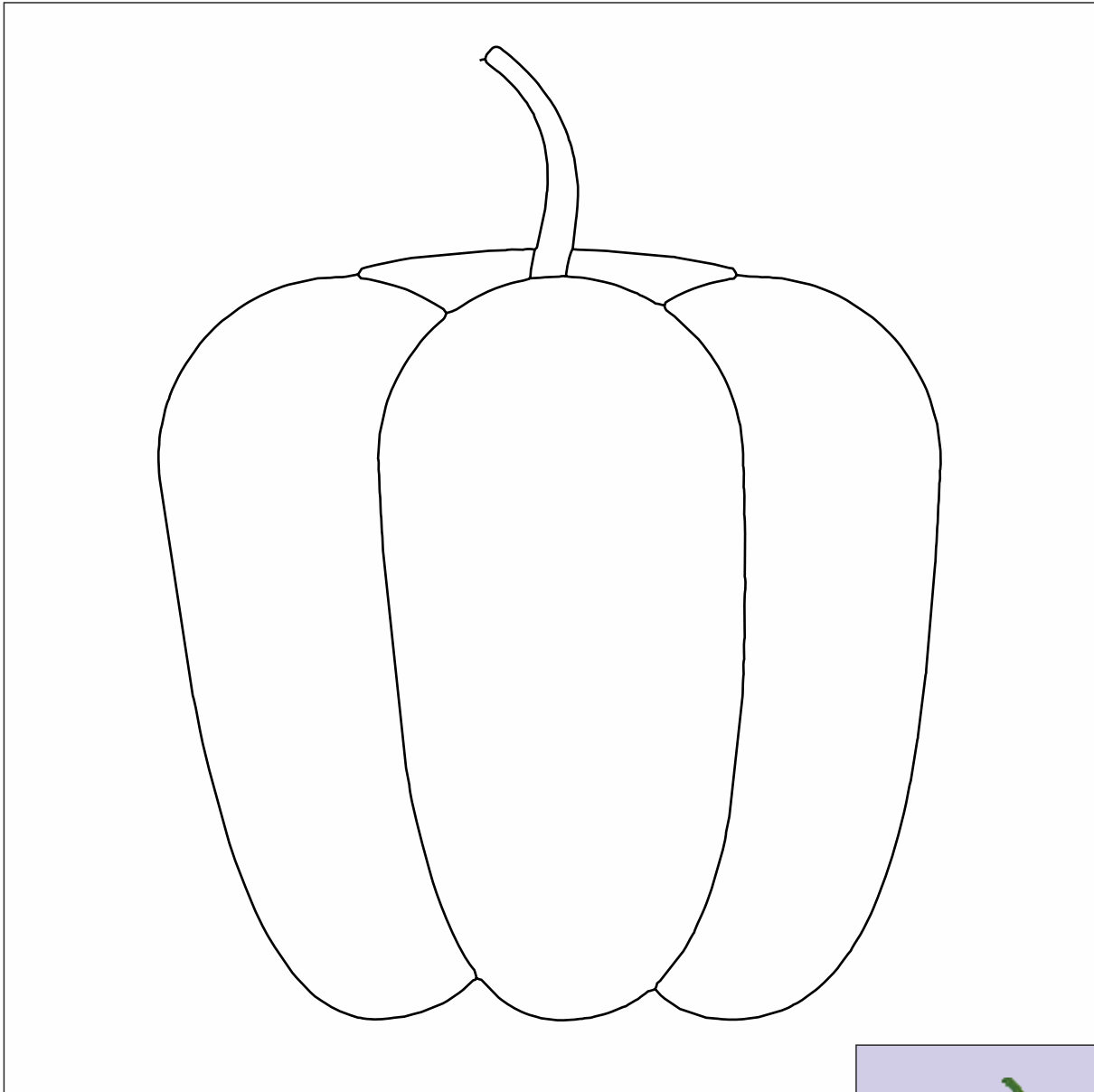
6. Tick more thing and cross the less.





CHAPTER
1 to 16

Art & Craft - FS-2

A. Colour the given capsicum with green colour as shown in the picture.



B. Colour the given scenery as shown in the picture.



C. Paste pictures of different seasons on the paper in the correct place.

Summer

Winter

Spring

Rainy

Autumn



D. Sun

- i. Take cotton
- ii. Spread glue over the sun and paste the cotton on the sun.
- iii. With the help of paint (water colour) colour yellow inside the circle and orange outside the circle as shown in the picture.

